



TITANIUM 2.0

HIGH END INDOOR LED DISPLAY





OVERVIEW

The TITANIUM 2.0 is one of Artixium's most high end LED displays. Ranging from P0.7 to P1.5, each cabinet has a perfect 16:9 ratio allowing for maximal display quality. The modules are assembled on two panels, which are assembled on a cabinet. All of these elements are joined magnetically, allowing for a quick access to all the components from the front. The integrated inputs and outputs for power and data facilitate the integration, and the seamless cables allow for an aesthetic application.



APPLICATION
Indoor



BRIGHTNESS
≤ 600 NITS @ 5volts



INGRESS PROTECTION
IP65 (front) / IP20 (back)



WEIGHT
6.8 - 6.3 kg/cabinet



PIXEL PITCH
P0.7 P0.9 P1.2 P1.5



MATERIAL
Die-casting aluminum



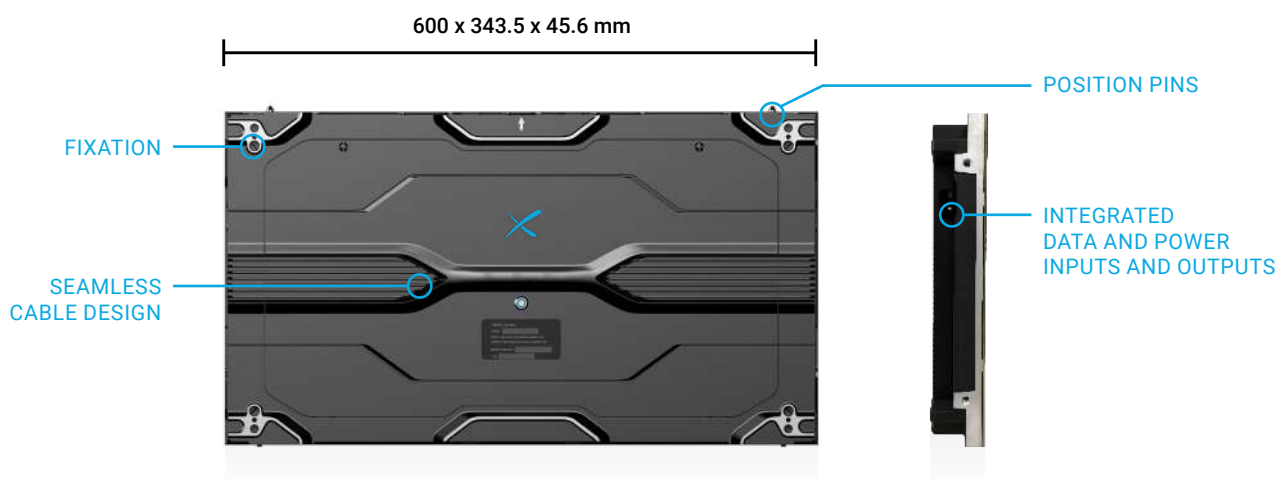
DISPLAY AREA (W x H)
600 x 337.5 mm



MAINTENANCE
Front & back maintenance



FEATURES







HIGH END LED DISPLAY

The COD LED technology used in the manufacturing of the TITANIUM 2.0 doesn't require a mask to be added to the modules. Instead, they are coated with a protective treatment that can be


adjusted to your needs: mat, semi-gloss or glossy treatments are available. Thanks to the 16:9 cabinet golden ratio, the application can easily attain HD or even UHD display quality.



**MAT, SEMI GLOSSY
OR GLOSSY SCREEN
TREATMENT ON DEMAND**



**MAGNETIC MODULE, PANEL
AND CABINET MAINTENANCE**



**16:9 RATIO & ONE OF THE
FINEST PIXEL PITCHES
ON THE MARKET**

EASY INTEGRATION AND MAINTENANCE

The TITANIUM 2.0 LED cabinet allows for quick and easy integration in three steps: preparation of the support, integration of the cabinets, integration of the panels on the cabinets. The lightweight of the cabinet and the fact that all its elements are assembled magnetically make this process quick, easy and flawless. These same characteristics help with the maintenance of your application, which is a quick task for one technician.



WIDE RANGE OF USE

The features of the TITANIUM 2.0 make it ideal for a lot of situations, whether you need a wall display in a monitoring room, a presentation screen for a conference room or a private cinema setup... You can use this product for any kind of indoor LED display and be sure that you invested in the best product the market has to offer.



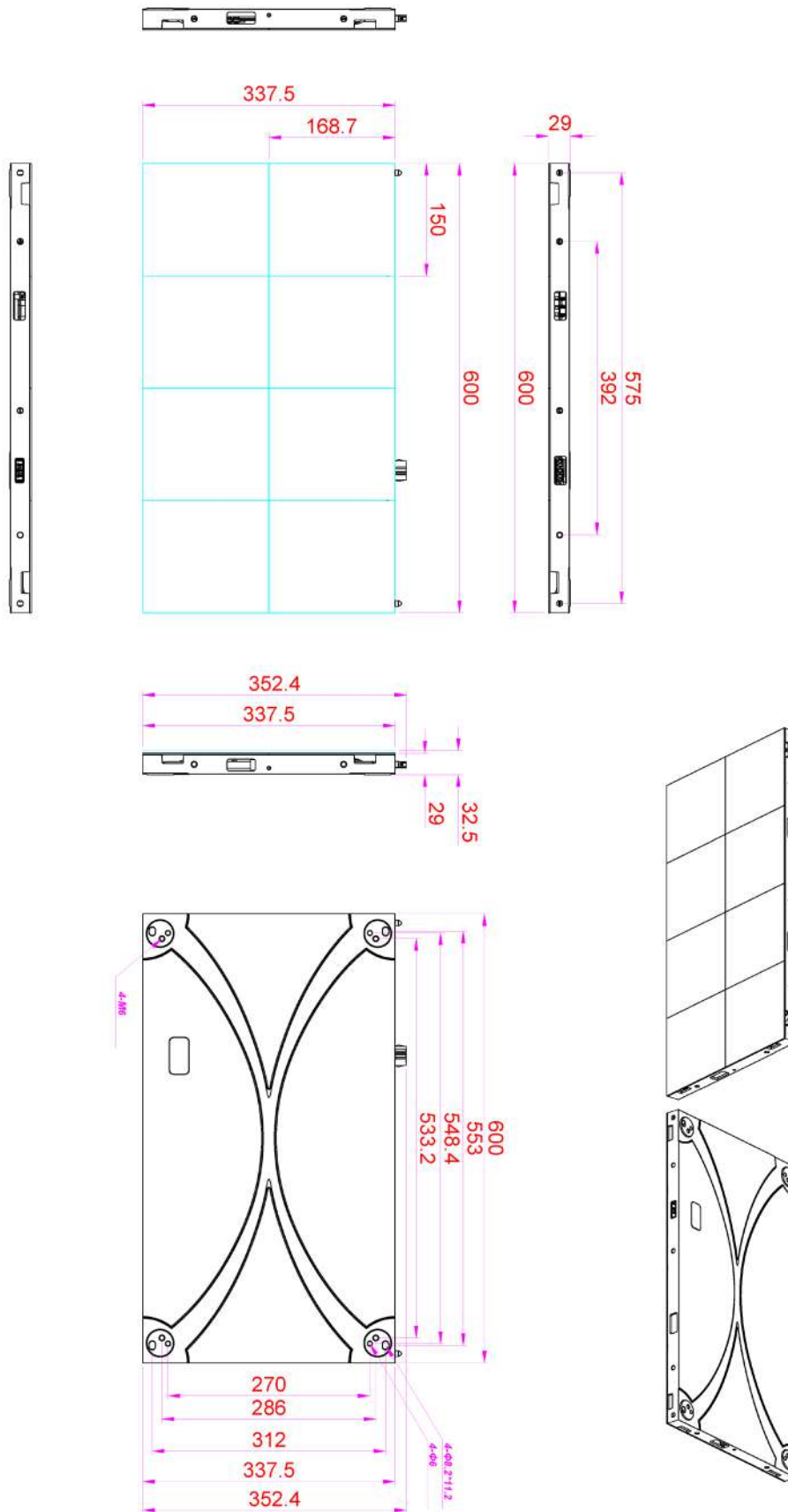
TECHNICAL SPECIFICATIONS

		INDOOR			
Product Parameters	Unit	0.7	0.9	1.2	1.5
Pixel Pitch	mm	0,78	0,93	1,25	1,56
LED		COB Flip Chip on Board			
Application		Media Fine Pitch (control room, conference room, shopping mall, showroom, etc.)			
Ingress Protection	IP	IP65 (front) / IP20 (back)			
Brightness	cd/sqm	≤ 600 Nits @5volts			
Color Temperature after calib (adjustable)	deg. K	3000 - 10000 Adjustable			
Viewing Angle (50% brightness)	deg.	170H / 170 V			
Cabinet Size (WxHxD)	mm	600 x 343.5 x 45.6			600 x 352.4 x 32.5
Display area (WxH)	mm	600 x 337.5			
Module Size (WxHxD)	mm	150 x 112.5 x 3.5			150 x 168.7 x 3.5
Pixel Matrix Per Cabinet (WxH)	px	769 x 433	645 x 363	480 x 270	385 x 217
Pixel Matrix Per Module (WxH)	px	192 x 144	161 x 121	120 x 90	96 x 108
Pixel Density	px/sqm	1642669	1155625	640000	411736
Weight of cabinet	kg	6.8		6.5	6.3
Cabinet Material		Die-casting aluminum			
Maintenance Mode		Back & front			
Mask specification		No mask			
Contrast Ratio		High			
Grey scale (linear)	bit	14	13		
Brightness control	bit	16			
Processing depth	bit	16			
Color		281 Trillions			
Display Refresh Rate	Hz	3840			
Operation Power	V	AC100-240V			
Max. Power Consumption	W/sqm	620		560	430
Average Power Consumption	W/sqm	208		185	150
Control Mode		Synchronisation			
Video Frame Rate	Hz	50/60Hz			
Input Types Supported		DVI / SDI / HDMI			
3D ready (optional)		Yes			
Calibration		Yes			
Lifetime (50% brightness)	h	100000			
Operating Humidity Range		10-95%			
Operating Temperature Range		-10°C / +40°C			
Screen Uniformity Correction		Oui			
Certification		CE / ETL / CCC			
Available options		surface treatment : glossy, semi glossy, mat			
Compatibility		No			



TECHNICAL DRAWINGS

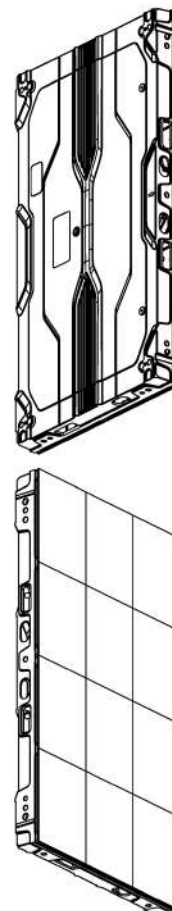
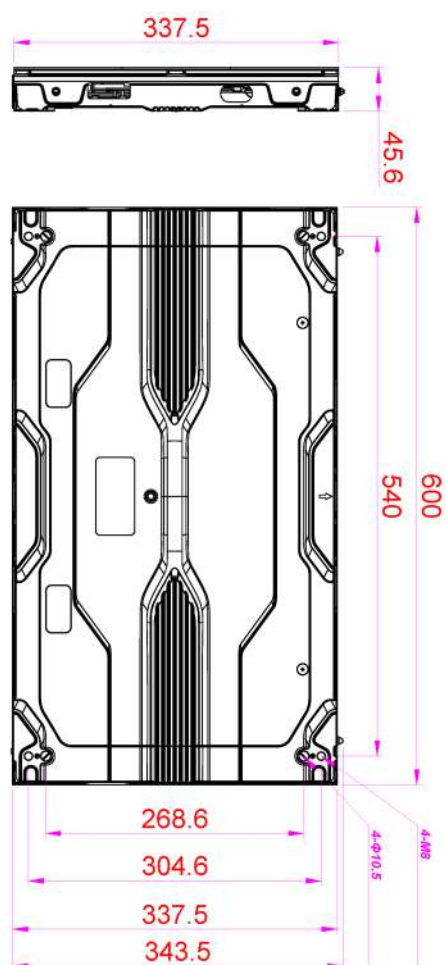
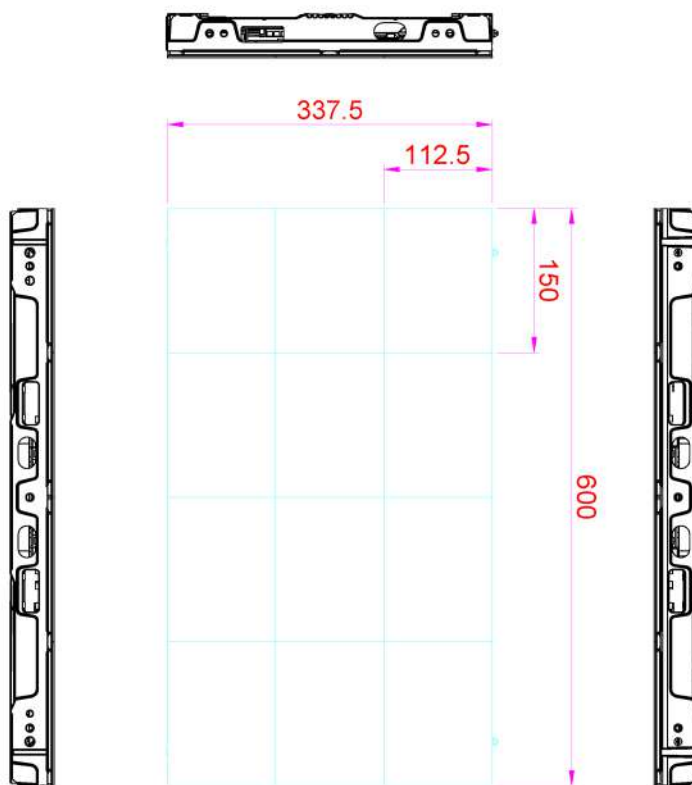
P1.5





TECHNICAL DRAWINGS

P0.7
P0.9
P1.2





CONTACT

The Artixium regional branches are the key for the growth and development of our global network all over the world. Artixium's team is a spectrum of different nationalities and cultures, reflecting their global presence and mindset, mak-

ing their communication smooth and hassle-free with clients from all around the world. Customer care, Innovation and flexibility has always been our values and we intend to keep this reputation for many years to come.

ARTIXIUM FRANCHISES

"From your project's conception to its completion."



112 Avenue Franklin Roosevelt
69120 Vaulx-en-Velin
France



Artixium Operational Center
518000 Shenzhen
China




Weissensteinstrasse 90b,
46149 Oberhausen
Germany




Merkez Mah. Baglar Cad. A
Blok Apt. No: 14D/13 Kagithane, Istanbul
Turkey




 www.artixium.com

 0 428 001 801

 [linkedin.com/company/artixium](https://www.linkedin.com/company/artixium)

 twitter.com/artixium

 contact@artixium.com

 [youtube.com/@artixium](https://www.youtube.com/@artixium)

 [facebook.com/artixium](https://www.facebook.com/artixium)

 [instagram.com/artixium](https://www.instagram.com/artixium)



Since its creation in 2012 by two european entrepreneurs, Artixium has been evolving and always looking for innovative ways to contribute to the digital transition of our world. It only took a few years for Artixium to become a key player in the LED display industry.

www.artixium.com